

# Product datasheet

Specifications



## circuit breaker EasyPact Ezc400N - TMD - 400 A - 3 poles 3d

Ezc400N3400N

### Main

Range of product	EasyPact
product or component type	Circuit breaker
Device short name	EasyPact Ezc400N
Circuit breaker name	EasyPact Ezc400N
Device application	Distribution
poles description	3P
Protected poles description	3t
Network type	AC DC
Network frequency	50/60 Hz
[In] rated current	400 A at 40 °C
[Ui] rated insulation voltage	690 V AC 50/60 Hz conforming to IEC 60947-2
[Uimp] rated impulse withstand voltage	6 kV conforming to IEC 60947-2
[Ue] rated operational voltage	250 V DC conforming to IEC 60947-2 440 V AC 50/60 Hz conforming to IEC 60947-2
Breaking capacity code	N
Breaking capacity	36 kA Icu at 440 V AC 50/60 Hz conforming to IEC 60947-2 40 kA Icu at 220/230 V AC 50/60 Hz conforming to IEC 60947-2 36 kA Icu at 380 V AC 50/60 Hz conforming to IEC 60947-2 36 kA Icu at 400/415 V AC 50/60 Hz conforming to IEC 60947-2
[Ics] rated service breaking capacity	18 kA at 440 V AC 50/60 Hz conforming to IEC 60947-2 20 kA at 220/230 V AC 50/60 Hz conforming to IEC 60947-2 18 kA at 380 V AC 50/60 Hz conforming to IEC 60947-2 18 kA at 400/415 V AC 50/60 Hz conforming to IEC 60947-2
Suitability for isolation	Yes conforming to IEC 60947-2
Utilisation category	Category A
Trip unit name	TM-D
Trip unit technology	Thermal-magnetic
Trip unit rating	400 A at 50 °C
Protection type	Overload protection Short-circuit protection
Pollution degree	3 conforming to IEC 60947

### Complementary

Control type	Toggle
--------------	--------

mounting mode	Fixed
mounting support	Backplate
Upside connection	Front
downside connection	Front
Mechanical durability	10000 cycles
Electrical durability	Category A: 4000 cycles 415 V AC 50/60 Hz conforming to IEC 60947-2
Connection pitch	44 mm
local signalling	Positive contact indication
Contact position indicator	Yes
Magnetic tripping current	5000 A
Neutral protection setting	Without protection
Long time pick-up adjustment type Ir	Fixed
Long time delay adjustment type	Fixed
Earth-leakage protection	Without
Height	255 mm
Width	185 mm
Depth	140 mm
net weight	4.8 kg
Quantity per set	1 piece
Colour	Black

## Environment

Standards	EN/IEC 60947-2 GB/T 14048.2 JIS C8201-2-2 EN/IEC 60947-1
IP degree of protection	IP20 conforming to IEC 60529
IK degree of protection	IK07 conforming to EN 50102
Ambient air temperature for operation	-25...70 °C
Ambient air temperature for storage	-35...85 °C

## Packing Units

Unit Type of Package 1	PCE
Number of Units in Package 1	1
Package 1 Height	15.200 cm
Package 1 Width	16.000 cm
Package 1 Length	29.400 cm
Package 1 Weight	4.917 kg
Unit Type of Package 2	S04
Number of Units in Package 2	3
Package 2 Height	30.000 cm
Package 2 Width	40.000 cm

---

Package 2 Length	60.000 cm
------------------	-----------

---

Package 2 Weight	15.520 kg
------------------	-----------

## Contractual warranty

---

Warranty	12 months
----------	-----------

## Sustainability

**Green Premium™ label** is Schneider Electric's commitment to delivering products with best-in-class environmental performance. Green Premium promises compliance with the latest regulations, transparency on environmental impacts, as well as circular and low-CO<sub>2</sub> products.

**Guide to assessing product sustainability** is a white paper that clarifies global eco-label standards and how to interpret environmental declarations.


[Learn more about Green Premium >](#)


[Guide to assess a product's sustainability >](#)



Transparency RoHS/REACH

## Well-being performance

 Reach Free Of Svhc

 Rohs Exemption Information Yes

 Pvc Free

## Certifications & Standards

Reach Regulation [REACH Declaration](#)

Eu Rohs Directive Compliant with Exemptions

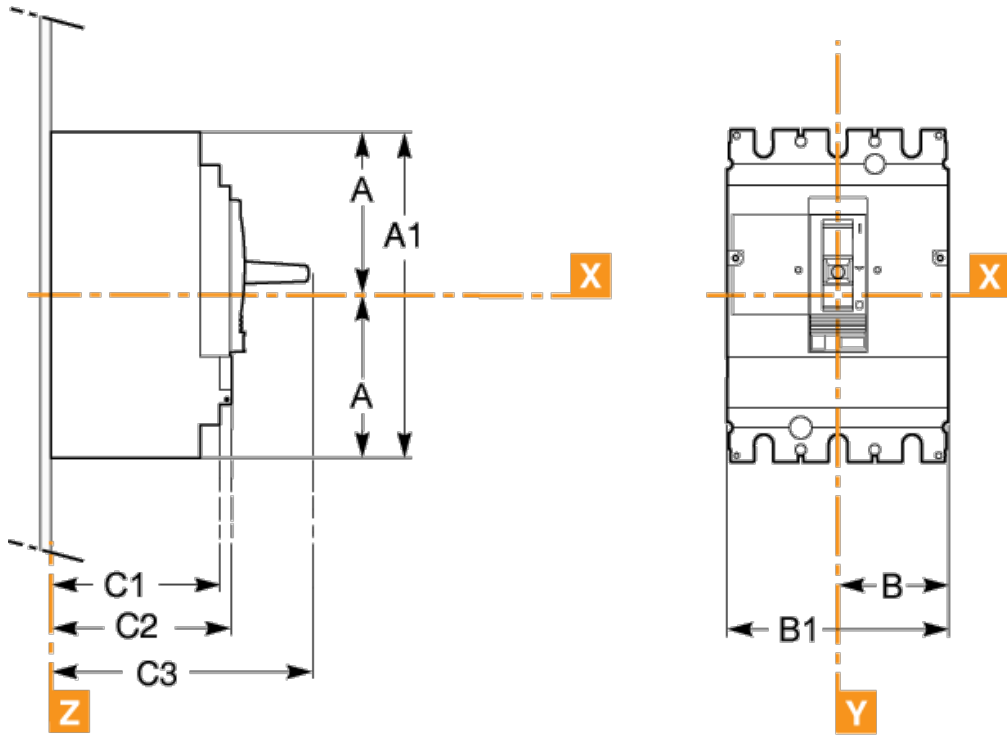
China Rohs Regulation [China RoHS declaration](#)  
Product out of China RoHS scope. Substance declaration for your information

Environmental Disclosure [Product Environmental Profile](#)

Weee The product must be disposed on European Union markets following specific waste collection and never end up in rubbish bins

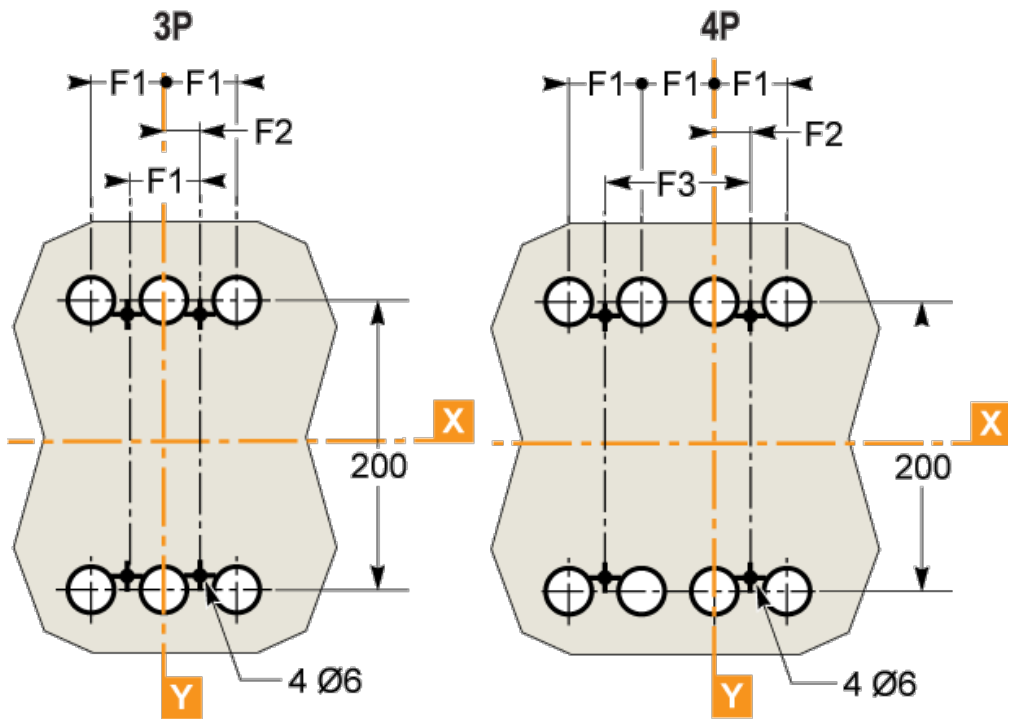
Circularity Profile [End of Life Information](#)

Dimensions Drawings



A	A1	B	B1	B2	F1	F2	F3
127.5	255	70	140	185	45	22.5	90

Assembly



A	A1	B	B1	B2	F1	F2	F3
127.5	255	70	140	185	45	22.5	90

Performance Curves

